

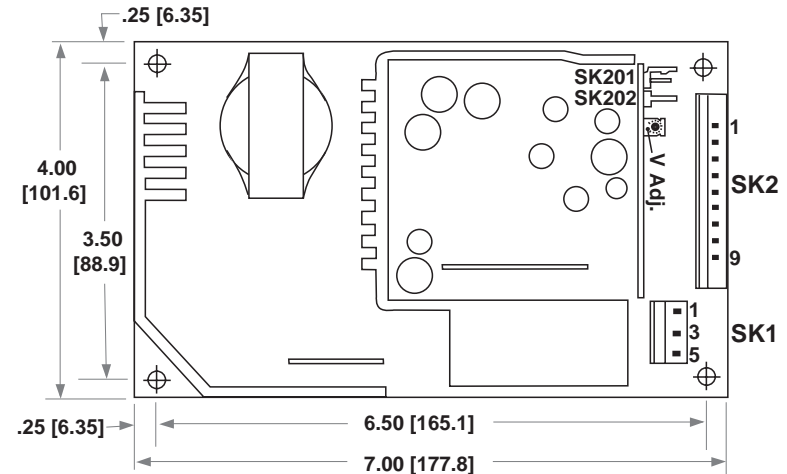
To comply with the published safety standards, the following must be observed when using this power supply:

1. Maximum ambient temperature for the power supply must not exceed 50°C.
2. When installing the power supply in the end-use equipment, special attention is required to ensure safety compliance with the following safety standards: UL60950-1, EN60950-1, IEC60950-1, and CSA22.2 No. 234-M90; including the requirements for creepage distances, clearances, and distance through insulation between primary wiring and earth or secondary (SELV) wiring.
3. The power supply's rated input voltage is automatically selected. Please refer to the specification sheet for the input voltage range.
4. The maximum output power of the supply must not exceed the rating indicated in the specification sheet.
5. The earth ground wire must be connected only to the point marked with the earth ground symbol (on the unit).
6. Hazardous voltages exist in the primary circuits. Disconnect the power supply before servicing.
7. When operating with a dc input voltage range, the dc source must be rectified from a mains supply not exceeding 250 V ac. The unit input must also be protected by a dc rated fuse in the end-use installation system.
8. The internal fuse should only be replaced with a 4 A, 250 V ac, Type SP0001.1010 manufactured by Schurter AG, Type 216004 manufactured by Littelfuse or Type S501 manufactured by Cooper.
9. This equipment is considered Class I according to protection against electric shock.
10. This power supply is **CE** marked following the provisions of the Low Voltage Directive, 2006/95/EC.
11. For technical assistance, contact SolaHD Technical Support at (800) 377-4384 or send an e-mail to tech@solahd.com. Please visit our Web site at www.solahd.com for additional product information and specification sheets.

## Output Ratings

Model	Output Voltage (V)	Convection Cooling		30 CFM Forced Air Cooling	
		Calculated Max. Output Current (A)	Max. Output Power (W)	Max. Output Current (A)	Max. Output Power (W)
GLS114	+15	5.3	80	7.3	110
GLS115	+24	3.3		4.6	

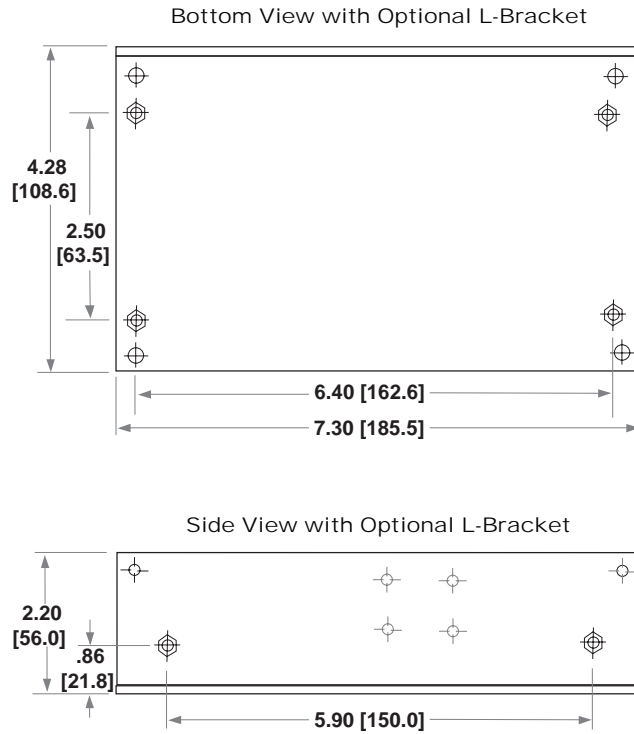
## Mechanical Outline & Dimensions



## Connector PIN Designation

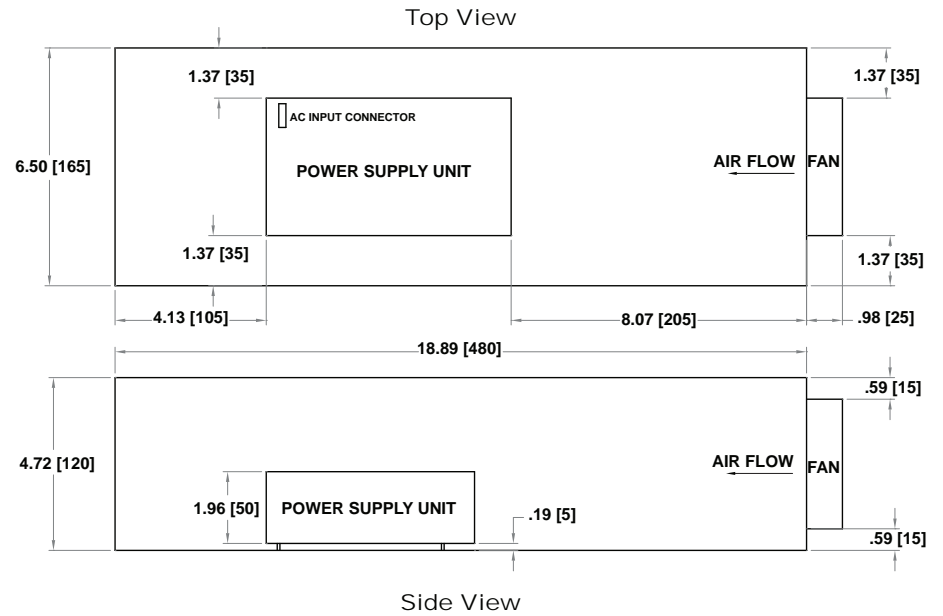
Input Connector	PIN	GLS114	GLS115
SK1	1	GND	
	3	Neutral	
	5	Line	
Output Connector	PIN	GLS114	GLS115
SK2	1	+15 V	+24 V
	2		
	3		
	4	Common	
	5		
	6		
	7	+15 V	+24 V
	8		
	9		
SK201	1	+Sense	
	2	-Sense	
SK202	1	P OK	
	2	GND	

## Mechanical Dimensions



All dimensions are in inches [mm]  
Screw size: #6-32

## Typical Ventilation Setup



Fan Used: MINEBEA 3610NL-04W-B30, 12 V dc, 0.23 A  
Dc Input for Fan During Testing: 12 V dc  
NOTE: Dimensions and fan used are for reference only

# GLS110 Series Specifications

## Electrical Specifications

### Input

Input range	85-264 Vac; 120-300 Vdc
Frequency	47-440 Hz
Inrush current	<18 A peak @ 115 Vac; <36 A peak @ 230 Vac, cold start @ 25°C
Input current	2.5 A max. (RMS) @ 115 Vac
Efficiency	70% typical at full load
EMI filter	Meets FCC Class B conducted; CISPR 22 Class B conducted; EN55022 Class B conducted; VDE 0878 PT3 Class B conducted
Safety ground leakage current	<0.5 mA @ 50/60 Hz, 264 Vac input

### Output

Maximum power	80 W for convection; 110 W with 30 CFM forced air
Adjustment range	±5% min.
Hold-up time	20 ms @ 80 W load, 115 Vac nominal line
Overload protection	Short circuit protection on all outputs Case overload protected @ 110-145% above peak rating
Overvoltage protection	5 V output; 5.7 to 6.7 Vdc; Other outputs 10% to 20% above nominal output; Latching type, recycle AC to reset

### Logic Control

Power failure	TTL logic signal goes high 50-150 msec after main output. It goes low at least 4 msec before loss of regulation.
Remote sense	Compensates for 0.5 V lead drop min. Will operate without remote sense connected. Reverse connection protected.

## Environmental Specifications

Operating temperature	0° to 50°C ambient. Derate each output 2.5% per degree from 50° to 70°C
Storage temperature	-40°C to 85°C
Temperature coefficient	±0.04% per °C
Electromagnetic susceptibility	Designed to meet IEC 801, -2, -3, -4, -5, -6, Level 3
Humidity	Operating; non-condensing 5% to 95%
Vibration	Three orthogonal axes, sweep at 1 oct/min., 5 min. dwell at four major resonances 0.75G peak 5Hz to 500Hz, operational
MTBF demonstrated	>550,000 hours at full load and 25°C ambient conditions

### Mating Connectors

AC Input	Molex 09-50-8051 (USA) 09-91-0500 (UK); PINS: 08-58-0111
DC Outputs	Molex 09-50-8091 (USA) 09-91-0900 (UK); PINS: 08-58-0111
Remote Sense/ Power Fail	Molex 22-01-1022 (USA) 22-01-1023 (UK); PINS: 08-50-0114

### Connector Kit #70-841-007, includes all of the above

1. Specifications subject to change without notice.
2. All dimensions in inches (mm), tolerance is ±0.02" (±0.5mm).
3. Specifications are for convection rating at factory settings unless otherwise stated.
4. Mounting holes M1 and M2 should be grounded for EMI purposes.
5. Mounting hole M1 is safety ground connection.
6. L bracket mounting (6-32) maximum insertion depth is .20".
7. Warranty: 2 year
8. Weight: 1.25 lbs/0.57 kg



Phone: (800) 377-4384  
Email: tech@solahd.com  
www.solahd.com